

BaSys Technology on a secret mission: When door and wall merge

Flush doors are in vogue because they create a minimalist and purist architectural approach. First of all, the door leaf is flush with the frame. But the frame can also be flush with the surrounding masonry. In the most radical form, the frame disappears completely, giving the impression that the door leaf is anchored directly in the wall. Fittings would only spoil the look. The technology must therefore be completely concealed. Concealed hinges pave the way for this architectural approach.

With the „Pivota DX“ product family, BaSys – Bartels Systembeschläge developed a complete programme for flush doors. Barthel GmbH in Tuntenhausen, for example, matched its aluminium profiles to these hinges in order to develop the „simi-lar“ frame system for flush door elements together with Prof. Dipl.-Ing. Andreas Betz from Rosenheim Technical University.

Clean design down to the last detail

AGS Systems, Naturno/Italy, follows a similar approach with the Frameless aluminium frame. The frame system remains hidden and doors integrate perfectly into the wall as a design element. Like Barthel GmbH, AGS complements the system with flush skirting boards.


APB Bausysteme GmbH, Garmisch-Partenkirchen, which distributes the AGS frame system in Germany, explains the special importance of the hinges in frameless designed door elements: „The concealed hinges from Basys have a high load-bearing capacity and a high resilience. A stable symmetrical four-arm joint transfers the forces of the door leaf evenly into the frame. The patented piston guide ensures smooth operation; 3D adjustment and maintenance-free permanent function make installation easier.“ In addition, the screws and the cut-out of the hinges can be covered with magnetically attached plates – for a clean design when the door is open.

Opening in and out


The vision of the door as a purist-minimalist design and architectural element is also being pursued by Bod'or KTM, Bocholt. The door manufacturer developed a solution made of gypsum material for frameless doors that could already be planned during the shell construction phase, so that the door fits flush into the wall without a frame. The invisibly flush-mounted frame therefore bears the name „Undercover“.

Like Barthel GmbH and AGS Systems, Bod'or KTM also offers inward or reverse opening doors in frameless design. This allows doors to open into the reveal. In large corridors, for example, with several doors that open in different ways, a homogeneous appearance flush with the wall can be achieved. Since Bod'or KTM applies its „Re-Cube“ technology to 40 mm standard door leaves, the narrow concealed hinge „Pivota DX 79“ was chosen for this rebate geometry, which – used in pairs – supports doors weighing up to 80 kilograms – a load value that is so far unique on the market despite the narrow design.

„Undercover“ is the keyword under which frame and hinge can function concealed in the name of the door. Whether dry wall or solid wall construction, glass or wooden door, inward or outward opening – the concealed hinges from BaSys carry the mission of the frameless doors for an elegant and timeless interior design.



Caption 1: The flush-fitting "simi-lar" frame system from Barthel GmbH, Tuntenhausen, was used with flush-fitting skirting boards in the doors of a luxury apartment building in Munich - a contemporary solution for upmarket interior design. Photo: Erol Gurian



Caption 2: The concealed hinges from Basys have a high load-bearing capacity in pairs and a high resilience. A stable symmetrical four-arm joint transfers the forces of the door leaf evenly into the frame. The patented piston guide ensures ease of movement; 3D adjustment and maintenance-free permanent function facilitate installation. Photo: Erol Gurian



Caption 3: Clean design down to the last detail: Magnetically held cover plates hide the screws and routing areas of the hinges. Photo: Erol Gurian



Caption 4: With the Frameless aluminium frame from AGS, the frame system remains hidden and doors integrate perfectly into the wall as a design element. Like Barthel GmbH, AGS complements the system with flush skirting boards. Photo: AGS Systems/Nießing Türen




Caption 5: With the Frameless aluminium frame from AGS, the frame system remains hidden and doors integrate perfectly into the wall as a design element. Photo: AGS Systems/Klaus Marsoner



Caption 6: Bod'or KTM pursues the vision of the door as a purist-minimalist design and architectural element. This has helped to drive the trend towards flush-fitted and wall-flush door frame systems. Photo: Basys



Caption 7: The "Re-Cube" door from KTM opens re- or inversely into the reveal. The idea behind this is to achieve a uniform and wall-flush appearance in large corridors with several doors that open differently. Photo: Basys



Caption 8: The special rebate geometry of the re- or inverse-opening door from Bod'or KTM requires a narrow concealed hinge with corresponding load-bearing capacity. Photo: Basys

BaSys

BaSys stands for Bartels Systembeschläge. The family-owned company run by Albert and Jürgen

Bartels has been developing, producing and selling an all-embracing range of building hardware since 1995. With its hinge and striking-plate systems, BaSys regards itself as a problem solver for door and frame manufacturers throughout Europe as well as for national and international customers from retail and the trades. In 2001, the company was the first German manufacturer to present a concealed and three-dimensionally adjustable hinge with the "Pivota" product range, initiating a new design trend in the door industry. At company headquarters in Kalletal, East Westphalia, BaSys employs around 100 members of staff.